

Year 7 Student: Catch-Up Funding 2019-20 (Actual Spending)

1. Funding allocation for the current academic year.

Year 7 literacy and numeracy catch up funding is provided to fund interventions for the children who enter Year 7 with attainment levels below their peers. The Government has discontinued this funding as from the 2020-21 Academic Year.

It is the case that the guidance for identifying the catch-up students and how funding is defined has been linked to the size of cohort rather than prior attainment since the changes in KS2 SATs where students receive a mark out of 120 as opposed to the previous assessments where levels were used.

The DfE guidance for this is:

1. Introduction

The year 7 literacy and numeracy catch-up premium grant 2019 to 2020 will be paid under Section 14 of the Education Act 2002. In accordance with section 16 of this act, the Secretary of State lays down the following terms and conditions on which the grant is paid for the financial year beginning 1 April 2019.

2. Basis of allocation

The year 7 catch-up premium allocations for 2019 to 2020 have been allocated to schools using the same approach as last year to the allocation calculation.

2.1 Allocations to schools funded in 2019 to 2020

In 2019 to 2020 we have allocated funding to schools on the basis that they receive the same overall amount of year 7 catch-up premium funding they received in 2018 to 2019, adjusted to reflect the percentage change in the size of their year 7 cohort between the October 2018 and the October 2019 school censuses.

In recent years, Haggerston School has identified catch-up students by identifying a proportionate group size compared to the previous year and based on the year 7 cohort size. This has meant that there have been some adjustments to the measure used in terms of prior attainment so that the group size of catch-up students has been appropriate. Having reviewed the data for students based on their KS2 data and subsequent DPR pathway, it is the case that it makes more sense - clarity of communication; focus of tracking and monitoring - to identify pathway D students in year 7 as the catch-up students and broadly this achieves an appropriate group size relative to the cohort size:

Year	7	8	9
Cohort Size	192	231	173
Pathway D	30	46	31
% of Cohort	16%	20%	18%

2. How was the allocation spent in 2019-20?

In the academic year 2019-20 the Year 7 catch-up funding for Haggerston School was **£24,464**.

At Haggerston School, we identified students who achieved below 100 in their KS2 SATS in Reading, Maths or both. The school also continues to support the progress of Y7 catch-up students when they are in Y8 to ensure that gaps are closed within KS3.

Year 7 Catch-up funding used for	AY 2019-20
Hackney Pirates	£1,975.00
Literacy support software (LEXIA) (part of a 3 year contract)	£1,595.00
Hegarty Maths	£1,440.00
ReachOut	£3,200.00
Accelerated Reader (part of a 3 year contract)	£2,957.70
Achievement Pathway (7% of Achievement lead)	£7,315.37
Literacy strategies (7% of Literacy Lead Practitioner)	£5,152.32
Numeracy strategies (7% of Specialist Numeracy Teaching Assistant)	£1,796.77
Reading tests (from GL Assessment)	£1,044.00
TOTAL	£26,476.16

3. How did the spending make a difference to the attainment of pupils who attracted the premium in 2019-20?

Ofsted: "Year 7 catch-up funding helps pupils make good progress, particularly in improving their literacy."

At three periods across the academic year, data is collected and analysed to identify student underachievement, including closing the gap in the attainment of catch-up students. Students not making expected progress are targeted swiftly for intervention as part of a whole cycle of re-teaching. In addition, in-class intervention will be targeted to address gaps through timely live feedback by teachers.

Year 7 (Current Y8)	A	B	C	D
PP On Track Overall	83%	66%	66%	57%
PP English Lit On Track	92%	79%	73%	46%
PP Maths On Track	85%	54%	50%	44%

Y7 PP English Lit KO Judgements



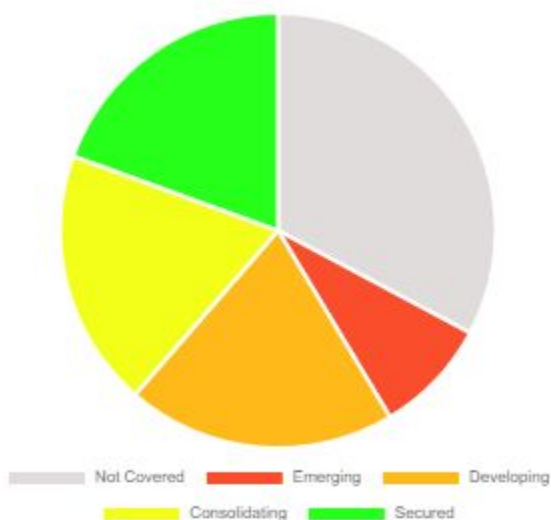
Judgement	Frequency	Percentage
Not Covered	52	10%
Emerging	63	12%
Developing	195	36%
Consolidating	163	30%
Secured	62	12%

[Click here for Assignment Analytics](#)

[Click here for KO Analysis](#)

107 students and 535 judgements

Y7 PP Maths KO Judgements



Judgement	Frequency	Percentage
Not Covered	351	33%
Emerging	92	9%
Developing	214	20%
Consolidating	205	19%
Secured	208	19%

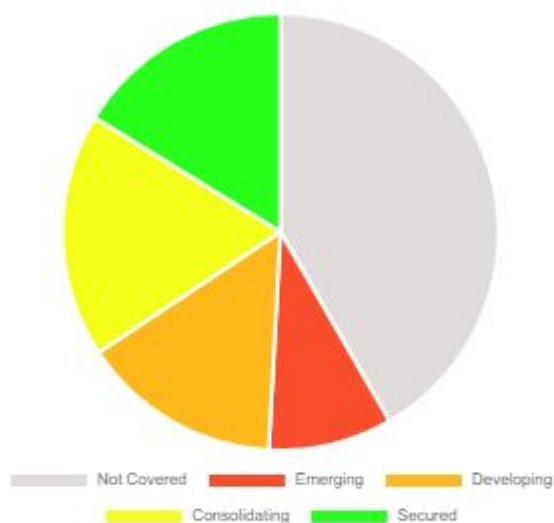
[Click here for Assignment Analytics](#)

[Click here for KO Analysis](#)

107 students and 1070 judgements

Year 8 (Current Y9)	A	B	C	D
PP On Track Overall	81%	61%	64%	55%
PP English Lit On Track	71%	72%	86%	54%
PP Maths On Track	43%	56%	66%	43%

Y8 PP Maths KO Judgements



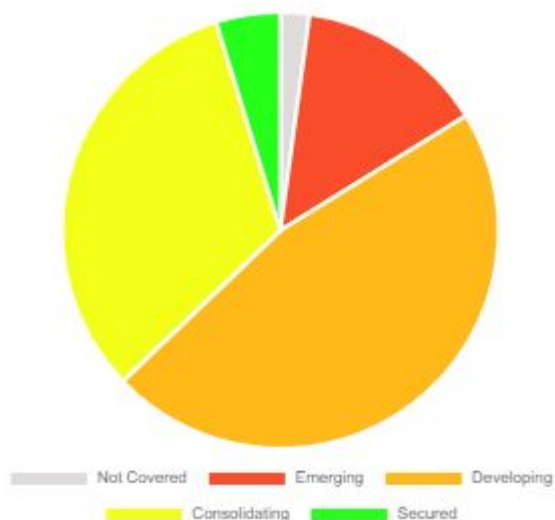
84 students and 924 judgements

Judgement	Frequency	Percentage
Not Covered	385	42%
Emerging	85	9%
Developing	137	15%
Consolidating	167	18%
Secured	150	16%

[Click here for Assignment Analytics](#)

[Click here for KO Analysis](#)

Y8 PP English Lit KO Judgements



84 students and 420 judgements

Judgement	Frequency	Percentage
Not Covered	9	2%
Emerging	59	14%
Developing	196	47%
Consolidating	136	32%
Secured	20	5%

[Click here for Assignment Analytics](#)

[Click here for KO Analysis](#)